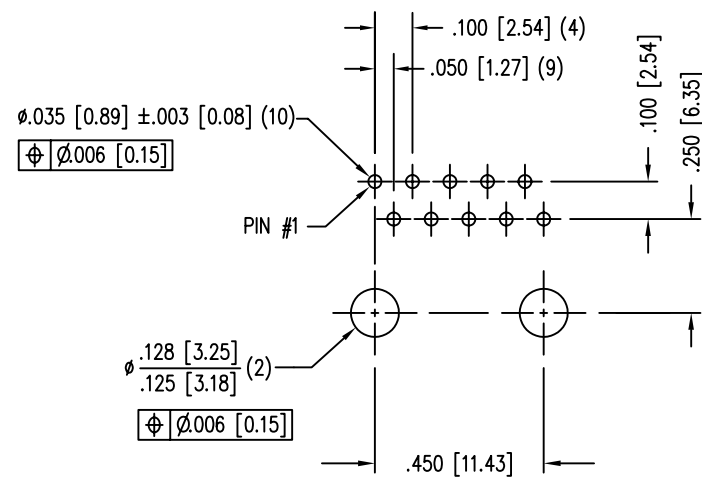
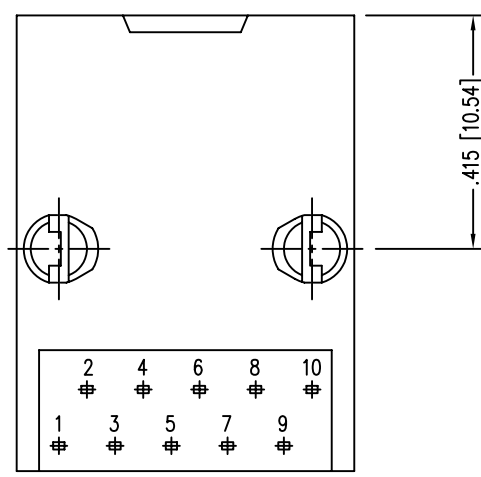
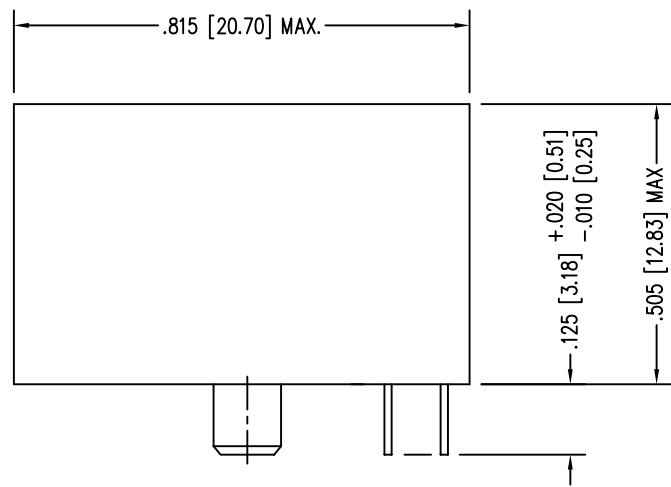
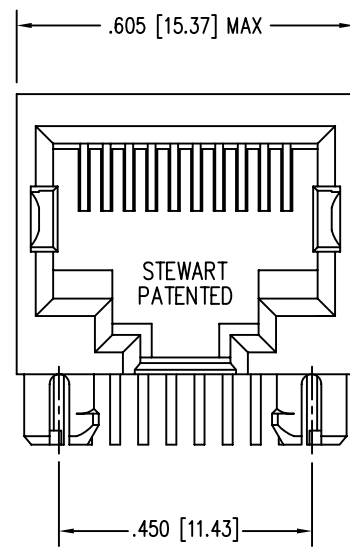


DATE	REV	ECN	APP'D. BY
2-11-03	A2	5830	RGC
7-15-05	A3	7200	TRM
11-11-05	A4	7375	TRM
12-5-06	A5	7858	TRM



P.C.B. RECOMMENDED HOLE LAYOUT  
 SEEN FROM COMPONENT SIDE  
 ALL CENTERLINE DIMENSIONS ARE BASIC.



NOTES:

- CONNECTOR MATERIALS:  
 HOUSING: THERMOPLASTIC UL94 V-0  
 CONTACTS: COPPER ALLOY  
 CONTACT PLATING: SELECTIVE GOLD IN CONTACT AREA  
 SEE CHART FOR PART NUMBER
- FOR PRODUCT SPECIFICATION SEE PR022-01
- TOLERANCES COMPLY WITH F.C.C. DIMENSION REQUIREMENTS.

50 MICRO-INCHES [1.27um]	SS-641010-NF-50
30 MICRO-INCHES [0.76um]	SS-641010-NF
CONTACT PLATING IN MATING AREA	PART NUMBER

THIRD ANGLE PROJECTION	
DO NOT SCALE DRAWING DRAWING IS SUBJECT TO CHANGE WITHOUT NOTICE	
DIMENSIONS: INCHES [METRIC]	
UNLESS OTHERWISE SPECIFIED TOLERANCES ARE ±.005 [0.13] ANGLES ARE ± 1°	
SHEET NO. 1 OF 1	

## Bel Stewart Connector

11118 Susquehanna Trail South  
 Glen Rock, PA 17327-9199  
 (717) 235-7512 Fax: (717) 235-7954 <http://www.stewartconnector.com>

TITLE: TEN CONTACT, TEN POSITION, UNSHIELDED JACK, NON-FLANGE

DRN BY: QUI	DATE: 7-15-05
APPD BY: DANNY	DATE: 7-15-05
DWG NO. CT640067	REV. A5

THIS DRAWING AND THE SUBJECT MATTER SHOWN THEREON ARE CONFIDENTIAL AND THE PROPRIETARY PROPERTY OF STEWART CONNECTOR ("SCS") AND SHALL NOT BE REPRODUCED, COPIED OR USED IN ANY MANNER WITHOUT PRIOR WRITTEN CONSENT OF "SCS". THE SUBJECT MATTER MAY BE PATENTED OR A PATENT MAY BE PENDING. © SCS